

Community Health Needs Assessment

Mercy Hospital Booneville

Fiscal Year 2022





Our Mission

As the Sisters of Mercy before us,
we bring to life the healing ministry of Jesus
through our compassionate care
and exceptional service.

Our Values

Dignity
Excellence
Justice
Service
Stewardship

Contents

Introduction	
Impact Evaluation of Previous CHNA	3
Access to Care	
Behavioral Health	
Nutrition	
Executive Summary	8
Community Profile	10
Population	
Household Income	
Education	
Our Assessment Process	16
Community Partners	
Resources	
Community Input	
Coalition and Stakeholders	
Prioritized Needs	23
Mental Health	
Substance Use	
Obesity	
Transportation	
Resources	28
Appendices	30

Impact Evaluation of Previous CHNA

The 2019 community health needs assessment identified four priority health areas:



A community health improvement plan was developed and implemented to address these significant needs. Mercy Hospital Booneville developed and implemented a variety of programs and initiatives to address the needs identified in the 2019 CHNA.



Impact Evaluation of Previous CHNA

Access to Care for Those at High Risk

While facilitating local community focus groups with our marginalized population we discovered that much of the community lacked the resources for obtaining health care services. This remains an issue due to the underinsured or completely uninsured status along with other obstacles to care like transportation. The Logan County Primary Care Physician/Citizen ratio of 4,340:1 far exceeds that of the Arkansas ratio 1,520:1. Accompanying the healthcare coverage issues are the socioeconomic barriers. The \$44,030 median family income of the Logan County community stands about ten thousand dollars less than the state income.

Community Health Workers (CHWs) have been serving at Mercy since 2018, screening for needs related to social determinants of health and facilitating access to services. Mercy currently employs four CHWs. Our CHWs provided resources and assistance to 854 patients over the last three years. Patients successfully obtained Mercy Financial Assistance, and were enrolled in Medicaid.



Impact Evaluation of Previous CHNA

Behavioral Health

Local focus groups, meetings and surveys along with national and state data highlight the need for behavioral health. There is an increasing number of youth and adults in the community that are experiencing anxiety problems, suicidal thoughts, and substance abuse. The stakeholder focus group discussion highlighted access Mental Health services was lacking, which is supported by the designation of a Mental Health Provider Shortage area by the Health Resources & Services Administration. These community members also talked about how substance use remains the top social behavior impacting the Booneville region. The substance abuse health crisis is magnified by the prevalence of foster care and high recidivism within the community.



Impact Evaluation of Previous CHNA

Nutrition

The community voice raised various times that nutrition remains extremely impactful. Both local surveys and focus groups put that poor eating habits was the top risk behavior seen in their community and healthy cooking classes being unavailable to help find solutions to these habits. The obesity and diabetes epidemic hitting the region has various causes, one of which is healthy eating and nutrition. The access to fast food and high-caloric/nutrient-poor options also contributes to the weight and chronic health condition prevalence in Booneville.



Executive Summary

- Mercy Hospital Booneville is a 25-bed critical access hospital serving Logan County. Our primary and specialty care physicians are dedicated to providing high-quality healthcare. Mercy Hospital's experienced team of caring professionals, who also happen to be your friends and neighbors.
- We are affiliated with [Mercy Hospital Fort Smith](#), a Mercy hospital ranked as one of the nation's top integrated health care providers. When you need us, you have access to a large team of medical professionals and resources that complement the great care you receive at our hospital in Booneville.
- **Mercy Swing Bed Program**
- Mercy provides skilled nursing care for hospital patients who've had some recovery but aren't quite well enough to return home. If you or a loved one is recovering from a stroke, illness, injury or surgery, our Swing Bed program can provide the skilled nursing and therapy care you need.

Community served by the Hospital

- Logan County is made up of rolling farmland, forested ridges, isolated mountains, and lakes. The county holds a plentiful amount of natural and scenic beauty, including the highest point in Arkansas, Mt. Magazine, which is 2,753 feet high. Mt. Magazine rises from the Ozark National Forest where, on a clear day, you can see up to 40 miles in the distance. The mountain is also within the boundaries of the Mt. Magazine Wildlife Management Area and a part of the Ouachita National Forest, making it one of only two counties in the state to include two national forests. Booneville, one of the two Logan County seats, is a progressive community with a wide range of facilities in addition to the normal municipal services. Its commercial activity consists of retail stores and small industries. Booneville supports a community center, a senior citizens center, a community hospital, and a municipal airport. Recreational facilities include two parks and a baseball complex.



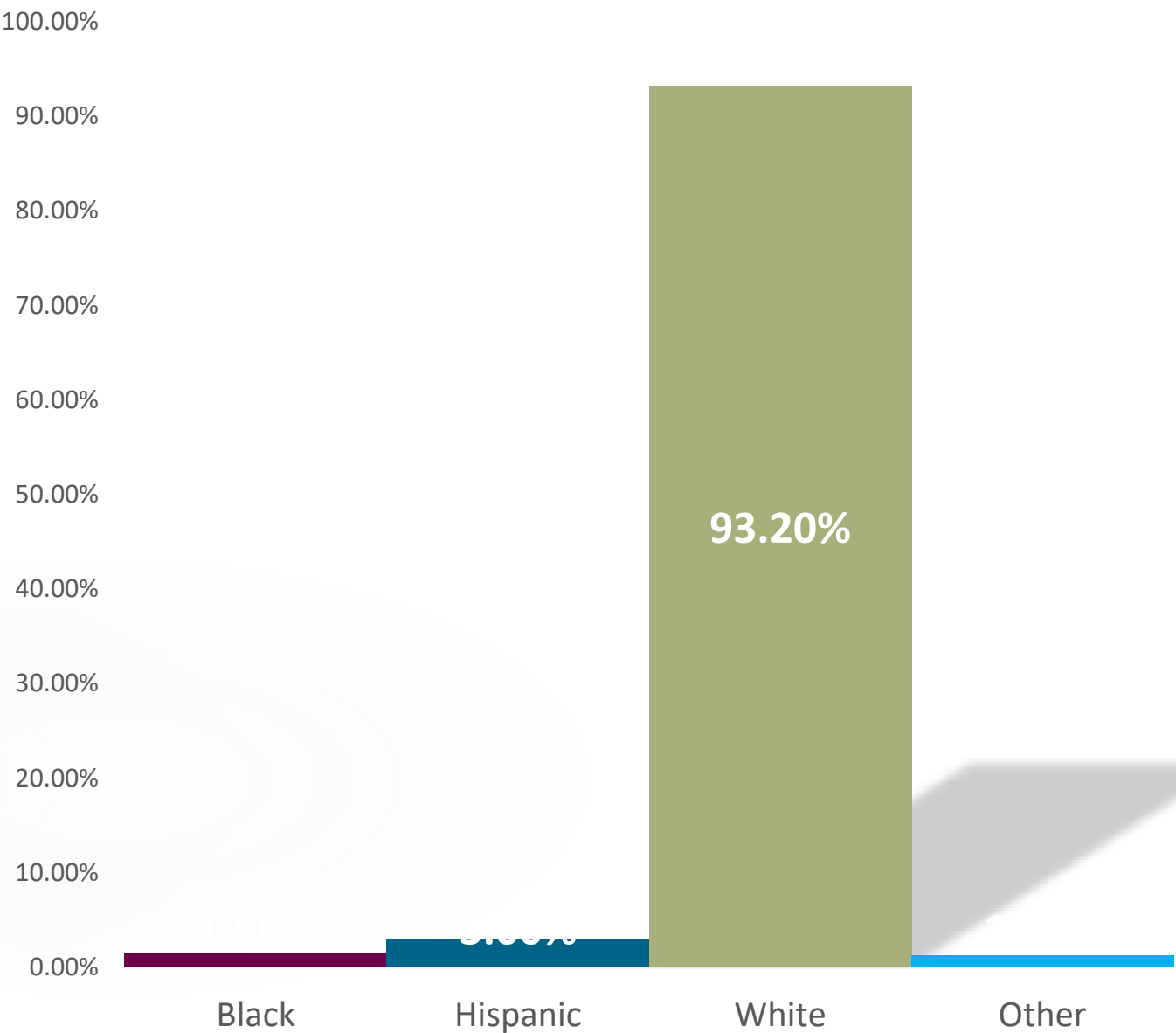
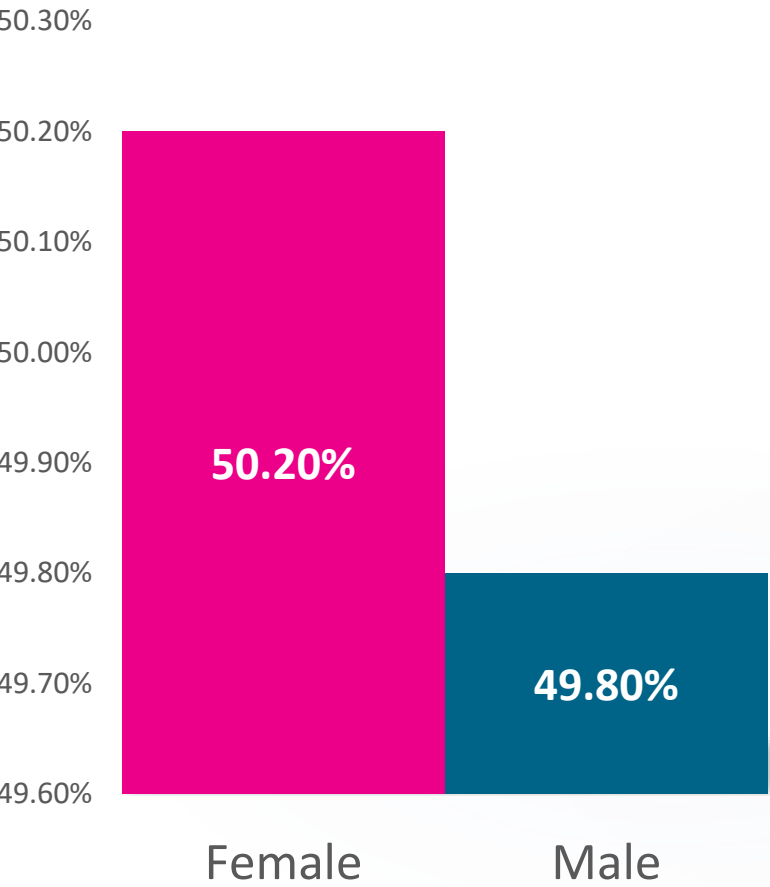
Community Profile

Demographics

Age and Racial Distribution	Booneville	Arkansas	U.S.
Population size (number of persons)	21,215	3,011,524	331,449,281
Age distribution			
Under 18 years	5.8%	22.7%	21.8%
18 to 44 years	41%	35.1%	36.1%
45-64 years	20%	24.5%	25.1%
65 years and over	10%	17.7%	16.9%
Race distribution			
White alone	93.2%	79%	76.3%
Asian	2.3		
Black or African American	1.5%	14.9%	13.4%
American Indian and Alaska Native	1.2%	0.7%	1.3%
Ethnicity distribution			
Hispanic or Latino (of any race)	3.0%	8.5%	18.5%

Community Profile

Demographic



Community Profile

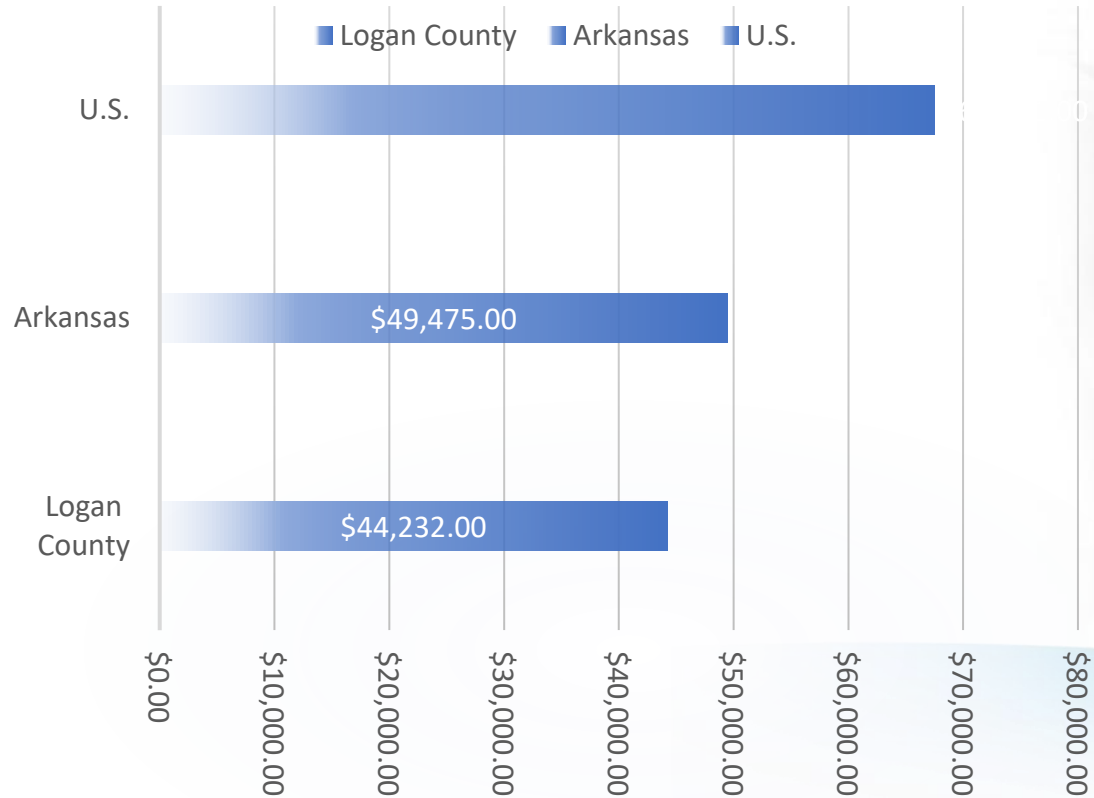
Education

Level	Group 1	Group 2	Group 3
Less than High School	7.20%	13.3%	12%
Some High School	12.03%	34%	27%
High School Degree	45.15%	29.6%	28.9%
Some College Assoc. Degree	24.68%	14.8%	8.3%
Bachelor's Degree or Greater	10.94%	8.4%	12.4%



Community Profile

Median Household Income



Our Assessment Process

A list of community partners involved in the CHNA process is provided below:

In conducting its Community Health Needs Assessment, Mercy Booneville collected and analyzed a significant quantity of primary and secondary data. Primary data was collected, and community input was solicited, by means of the 2022 Fort Smith Community Health Survey, which was led by Mercy Fort Smith. Secondary data was collected and analyzed from publicly available data resources, listed below, and from internal Mercy data. Booneville indicators were compared to those of Arkansas and the United States.

The thoughts and opinions of people within Mercy's service area of Logan County were central to the health needs assessment process. Input from people representing broad interests of the community was solicited through a robust survey process guided by a Mercy-led community coalition and by seeking input from the Community Health Committee of the Board and the Logan County Health Department.



Our Assessment Process

(continued)

- The Community Health & Access Department co-workers underwent the Community Health Needs Assessment (CHNA) process formulated by Mercy standards with adhering to IRS guidelines. This process included additional community partners such as: Hope Campus as well as other health systems/hospitals and community groups striving to improve the health of Sebastian County's residents.
- Co-workers in Mercy's Community Health & Access Department were the primary leads for the 2022 CHNA. These co-workers collected and reviewed data from a variety of sources, including: surveys, focus groups, published data, and hospital specific data. Surveys (online and printed) were sent to community partners and critical access hospitals for dissemination. The focus groups were conducted to hear the voice of marginalized community members as well as local leadership.
- The Community Health & Access Department evaluated this data alongside input gained from community members via coalitions and stakeholder meetings to:
 - Prioritize the community's identified health needs
 - Assess the community resources available to address those needs
 - Create a collaborative health improvement plan in partnership with community resources possessing the potential to alleviate the prioritized needs.

Our Assessment Process

Resources

The following external sources of published data are examples of those utilized in the data collection process.

- Centers for Disease Control and Prevention, National Center for Health Statistics
- U.S. Department of Health and Human Services
<https://www.cdc.gov/nchs/>
- Community Commons
Institute for People, Place and Possibility;
The Center for Applied Research and Environmental Systems; and Community Initiatives
<https://www.communitycommons.org/>
- County Health Rankings and Roadmaps—2018
The Robert Wood Johnson Foundation and The University of Wisconsin-Public Health Institute
<http://www.countyhealthrankings.org/>

Our Assessment Process

Resources *(continued)*

The following external sources of published data are examples of those utilized in the data collection process.

- HealthyPeople 2020, Leading Health Indicators
U.S. Department of Health and Human Services,
Office of Disease Prevention and Health Promotion
www.healthypeople.gov/2020/
- Fort Smith Community Update—2018
Annual Community Update Mercy
<https://baggotstreet.mercy.net/sites/default/files/hubs/Central%20Region20FortSmith%20Arkansas.pdf>
- Logan Counties Data
United States Census Bureau
<https://www.census.gov/>

Our Assessment Process

Community Input

Community Health Survey

- Mercy convened a community coalition of various health care and social service organizations to conduct a comprehensive community health survey in 2021. The survey was developed to build on the 2018 Mercy Fort Smith Community Health Survey and to incorporate input and specific needs of the coalition partners. The final survey was made up of 45 questions focused on health issues and needs most important to the respondents, wellness, mental health, barriers to care, COVID-19 vaccination, childhood immunizations, and the Fort Smith COVID-19 response. The survey was translated into Spanish and Vietnamese by certified medical interpreters.
- The Fort Smith Steering Committee hosted the survey on their website from February 2022 to May 2022 in the three languages. The Fort Smith Steering Committee promoted the survey on social media, and each partner organization distributed the survey electronically to their co-workers, patients, clients, and community members by email and through social media.

Our Assessment Process

Community Input

Community Health Survey

- Flyers and business cards with QR codes for the survey in each language were produced and distributed by coalition partners in the community and at community events. Surveys were also made available in paper format for participants who preferred to complete it manually or did not have computer access. Intentional efforts were made to include and oversample Hispanic community members by attending community events, reaching participants at workplaces, using culturally specific social media outlets, and utilizing Hispanic Community Health Workers.



Mercy.net/HealthSurvey

Our Assessment Process

Community Coalitions and Stakeholders

Examples of agencies/organizations with which the department partners or routinely engages include:

- Arkansas Diabetes Advisory Council
- City of Booneville
- Arkansas Department of Health, Logan County
- Logan County Circuit Court Judge
- Community National Bank
- Booneville Police Department
- Logan County Assessors



From Our Focus Group:

Transportation to Mercy Fort Smith continuously is a source of stress for specialty doctor appointments.

John Q. Smith

Our Assessment Process

Waldron Community Health Survey

Survey Results

What are the TOP 5 most common health issues in your city?

1. Mental Health
2. Substance abuse
3. Obesity
4. Transportation

What do you and/or the members of your household need to be your healthiest self?

1. Transportation to specialty care appointments.
2. Mental health services
3. Substance abuse treatment



Prioritized Needs



Mental Health



Substance Use



Transportation



Obesity/Overweight

Prioritized Needs

Mental Health



- Includes our emotional, psychological, and social well-being. It determines how we handle stress, relate to others, and make health choices.
- Focus groups voiced the effects of COVID-19 as being a key contributing factor of mental health. The Center for Disease Control & Prevention has seen an increase in the percentage of adults who reported symptoms of anxiety and depression disorders during the pandemic.
- COVID-19 pandemic triggered a 25% increase in prevalence of Mental Health.
- Logan County statistics expressed 18.8% of adults suffer from mental health, 3.7% above the national average.





Prioritized Needs



Substance use

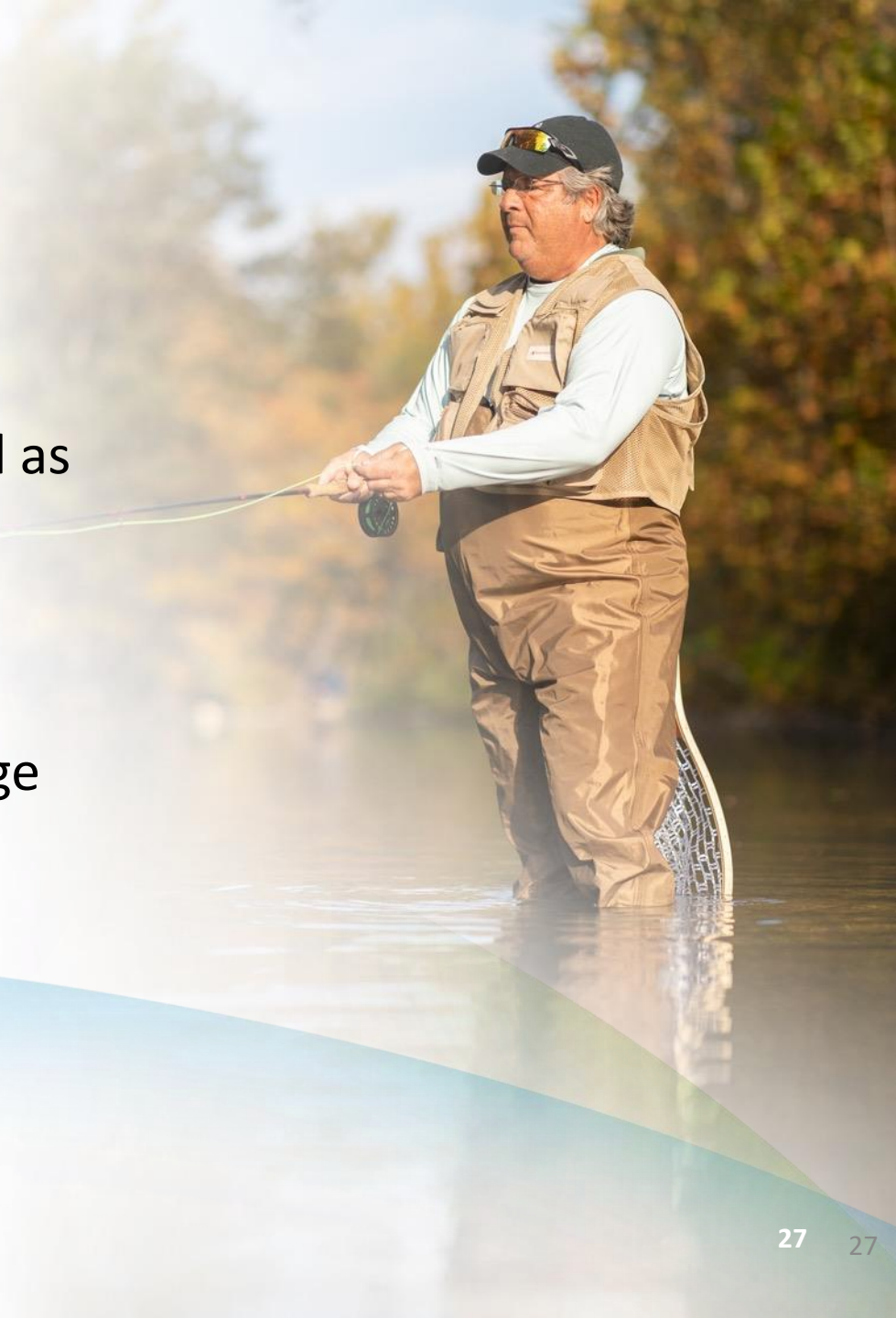
- In 2021, it is estimated that 19% of Logan County students have been treated for substance abuse.
- Substance abuse is more commonly diagnosed in White, 72% than Black African-American, 15.7%
- The Western Arkansas Counseling and Guidance Center, Logan County Clinic offers assistance with drug treatment and rehabilitation.
- Survey responses stated that there is a need for additional drug treatment assistance.

Prioritized Needs



Obesity

- The community rated poor eating habits as a top risk behavior. Poor eating habits is linked to obesity as well as diabetes and hypertension. Access to healthy foods is inhibited by rising food prices and availability. Meal planning and meal preparation are seen as effective methods for reducing poor eating habits. However, respondents noted a lack of time and lack of knowledge about how to do this.





Prioritized Needs

Transportation



Transportation is a social determinate of health (SDOH) that effects the rural communities where the Mercy Hospital Booneville, critical access facility resides. From Booneville to Fort Smith, where many specialty physicians practice, it is a 33-mile drive, one way.

Patients are making choices for their health based upon their income to drive 33 miles one way to see a specialty physician. Statistically speaking, individuals living in rural communities have a higher rate of diabetes and obesity than urban areas.

Resources

Mercy Booneville collaborates with many local community agencies and organizations that have similar missions and personnel dedicated to improving the health and quality of life for individuals within the Mercy NWA region. Some of these partners include:

- American Diabetes Association Local Community Leadership Board
- American Heart Association
- Arkansas Chronic Disease Coordinating Council
- Arkansas Department of Health
- Arkansas Diabetes Advisory Council
- Arkansas Department of Health
- The Call of River Valley



Your life is our life's work.